


PRACTICE EXERCISES META-PR 2016



Grade
3

English

Student Name: _____

Esta página se dejó en blanco intencionalmente.

Instrucciones

Antes de empezar los ejercicios, tu maestro o maestra te ayudará a contestar unos ejemplos. Los ejemplos son para que entiendas lo que tienes que hacer una vez comiences los ejercicios. También te indicará cómo ennegrecer los círculos de la hoja de contestaciones para que tu contestación sea válida. Sigue todas las sugerencias y lee con mucha atención.

A continuación verás un ejemplo de la hoja de contestaciones y lo que debes hacer para contestar.

Instrucciones para ennegrecer las respuestas de preguntas de selección múltiple

- Usa lápiz núm. 2 solamente.
- No uses lápiz mecánico, tinta ni bolígrafo.
- Llena el círculo por completo.
- Borra por completo cualquier respuesta que desees cambiar.
- No hagas marcas o líneas en esta hoja.

Incorrecto

Incorrecto

Correcto

Instrucciones para contestar las preguntas de respuesta extendida

- Usa lápiz solamente.
- No uses lápiz mecánico, tinta ni bolígrafo.
- Asegúrate de contestar todas las partes de la pregunta.
- Escribe solamente dentro del recuadro.



English

Samples

These are the Practice Questions of the META-PR for Grade 3. With these questions, you will show how well you can understand and use English.

The practice questions include the following sections: Listening, Reading, and Writing/Language. For each question, mark the letter of the correct answer on your answer sheet.

Now look at Sample A.

A Yesterday, I went with my mother to the park. The flowers in the park were very pretty. We walked around for over an hour.

Which sentence is an **OPINION**?

- A “Yesterday, I went with my mother to the park.”
- *B “The flowers in the park were very pretty.”
- C “We walked around for over an hour.”

The correct answer is **B, The flowers in the park were very pretty**. On your answer sheet, you can see that the circle for **B** is filled in.

Now do the next sample on your own. Read the question and choose the correct answer. Then, mark the letter of the correct answer on your answer sheet.

B Choose the word that belongs in the blank.

The _____ is cold.

- A milk
- B mil
- C mick

The correct answer is **A, milk**. The circle for **A** should be filled in on your answer sheet.



With these practice questions, you will show how well you can understand spoken English.

Directions: In this practice session, you will listen to a few sentences and a passage. Then, listen to and answer the questions. Mark the letter of the correct answer on your answer sheet.

1 Mark the letter of the correct answer on your answer sheet.

2 Mark the letter of the correct answer on your answer sheet.

3 Why did the dog open his mouth?

- A to bark at the other dog
- B to get a drink of water
- C to grab the other bone

4 At the END of the story, the dog has —

- A no bones.
- B one bone.
- C two bones.

5 This story is MAINLY about —

- A going swimming in a lake.
- B taking good care of your pets.
- C being happy with what you have.



GO ON TO THE NEXT PAGE AND CONTINUE WORKING.



Go on to the next page

Directions: With these practice questions, you will show how well you can read and understand written English. For each question, mark the letter of the correct answer on your answer sheet.

Snow in Puerto Rico!

1 Eva got a call from her aunt and her cousin Joe. They live in New Jersey.

2 “I played in the snow today,” Joe told Eva.


3 Eva frowned and said, “I wish I could play in snow. Then I could see it and feel it.”

4 “I have an excellent idea,” said Joe. “I will create a winter art project and send it to you. And I’ll include directions so you can make one of your own. This way you, too, can have snow at your house!”

5 One week later, Eva got Joe’s letter. He sent her a picture he had made and included steps for her to make her own.

What you need:

paper
 markers
 glue
 paintbrush
 bag of little pieces of white paper
 (confetti) that people throw at parties



How to make it:

1. Draw a picture of where you live.
2. Use the paintbrush to put glue on the picture where you want snow to appear. Be sure to put glue on top of the house and tree, and on the ground.
3. Pour the tiny bits of white paper on the picture.
4. Shake off the bits of paper that do not stick.
5. Now you have snow at your house in Puerto Rico!



6 Based on the clues in paragraph 1, a cousin is a —

- A school friend.
- B nice neighbor.
- C family member.

7 What happened BEFORE Eva and Joe talked on the telephone?

- A Joe played in the snow.
- B Joe sent a letter by mail.
- C Joe wrote steps to make a picture.

8 Which word has the SAME ending sound as the word “send”?

- A got
- B bend
- C snow

9 How many syllables are in the word “paintbrush”?

- A two
- B three
- C four

10 Read these sentences from the reading selection.

“3. Pour the tiny bits of white paper on the picture.
4. Shake off the bits of paper that do not stick.”

Which word means ALMOST the same as the word pour?

- A lift
- B spill
- C watch

11 Look at the table.

Word Family

bake
make

Which word from the reading selection belongs in the empty box?

- A “made”
- B “bag”
- C “shake”



Sunshine from Puerto Rico

1 Eva loved the winter art project her cousin Joe had sent to her. She completed it and
then called Joe.

2 “Thank you for the project!” Eva said. “I love my snow picture!”

3 “I am tired of snow,” Joe sighed. “I wish New Jersey were warm like
Puerto Rico.”

4 “I know!” said Eva. “I’ll create a summer art project for you. I will include
directions so you can make one. Then you’ll be warm!”

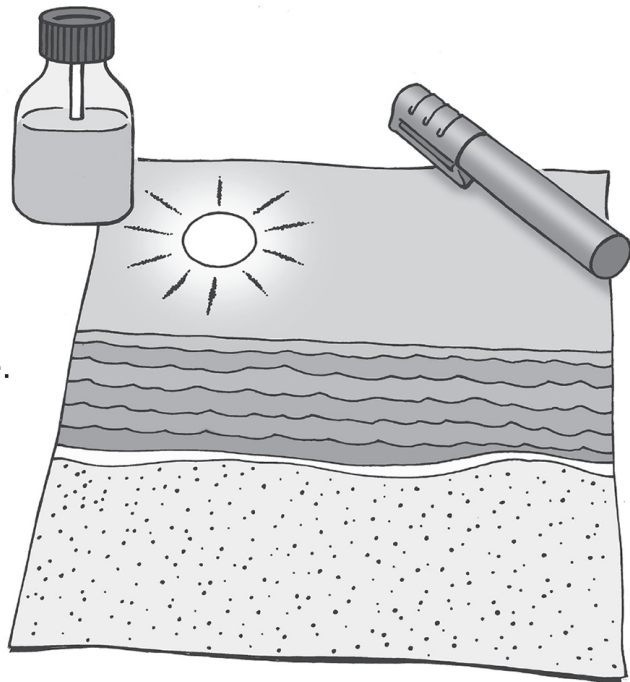
5 Later, Eva sent Joe a picture she had made. She included steps for him to make his
own picture.

What you need:

paper
markers
glue
sand

How to make it:

1. Draw a picture of a beach.
2. Cover the sand area with glue.
3. Pour sand on the glue.
Shake off the extra sand.
4. Color the water.
5. Draw clouds and the sun.
6. Let the picture dry.



12 What does Eva do when Joe says he is tired of snow?

- A She sends him a photo of the beach.
- B She creates an art project for him.
- C She tells him to come to Puerto Rico.

13 Which item in the beach picture **MOST** helps it look warm?

- A the water
- B the sand
- C the sun

14 Which statement is **TRUE** about Joe and Eva?

- A Both children like art projects and share them.
- B Both children like art projects but do not like sand.
- C Both children like cold weather and writing letters.

15 A. Why did Eva **MOST LIKELY** include a picture with the directions for Joe?

B. How will the activity help Joe feel warm?

Remember to answer all parts of the question on your answer sheet.



Directions: Read “Snow in Puerto Rico!” and “Sunshine from Puerto Rico” again. Then answer questions 16 and 17 about both reading selections.

Snow in Puerto Rico!

1 Eva got a call from her aunt and her cousin Joe. They live in New Jersey.

2 “I played in the snow today,” Joe told Eva.

3 Eva frowned and said, “I wish I could play in snow. Then I could see it and feel it.”

4 “I have an excellent idea,” said Joe. “I will create a winter art project and send it to you. And I’ll include directions so you can make one of your own. This way you, too, can have snow at your house!”

5 One week later, Eva got Joe’s letter. He sent her a picture he had made and included steps for her to make her own.

What you need:

paper
markers
glue
paintbrush
bag of little pieces of white paper
(confetti) that people throw at parties

How to make it:

1. Draw a picture of where you live.
2. Use the paintbrush to put glue on the picture where you want snow to appear. Be sure to put glue on top of the house and tree, and on the ground.
3. Pour the tiny bits of white paper on the picture.
4. Shake off the bits of paper that do not stick.
5. Now you have snow at your house in Puerto Rico!



Sunshine from Puerto Rico

1 Eva loved the winter art project her cousin Joe had sent to her. She completed it and
then called Joe.

2 “Thank you for the project!” Eva said. “I love my snow picture!”

3 “I am tired of snow,” Joe sighed. “I wish New Jersey were warm like
Puerto Rico.”

4 “I know!” said Eva. “I’ll create a summer art project for you. I will include
directions so you can make one. Then you’ll be warm!”

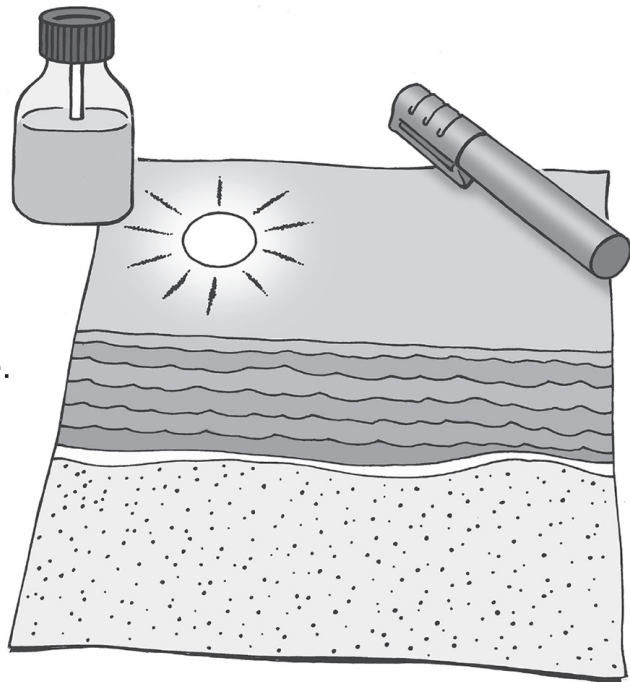
5 Later, Eva sent Joe a picture she had made. She included steps for him to make his
own picture.

What you need:

paper
markers
glue
sand

How to make it:

1. Draw a picture of a beach.
2. Cover the sand area with glue.
3. Pour sand on the glue.
Shake off the extra sand.
4. Color the water.
5. Draw clouds and the sun.
6. Let the picture dry.



16 In both “Snow in Puerto Rico!” and “Sunshine from Puerto Rico,” a reader can tell that Joe and Eva **MOST LIKELY** —

- A live in Puerto Rico.
- B care about each other.
- C do not know each other very well.

17 What happens in both “Snow in Puerto Rico!” and “Sunshine from Puerto Rico”?

- A Joe and Eva say they are tired of warm weather.
- B Joe and Eva send e-mails to each other.
- C Joe and Eva talk on the phone.



GO ON TO THE NEXT PAGE AND CONTINUE WORKING.



Go on to the next page

Directions: With these practice questions, you will show how well you understand how to write in English. For each question, mark the letter of the correct answer on your answer sheet.

18 Choose the word that belongs in the blank.

The cat ran _____ across the street.

- A quickly
- B qwickly
- C quikly

19 Choose the word that belongs in the blank.

I found _____ backpack.

- A Veronica's
- B Veronica
- C Veronicas

20 Choose the word that belongs in the blank.

A kitten ran _____ our yard.

- A acros
- B accros
- C across

Read the following selection and answer questions 21 through 23.

The Puerto Rican Parrot



- (1) The Puerto Rican parrot is _____ with some red and blue feathers.
(2) This _____ bird eats mostly fruit from trees. (3) Today, only about 30 of these birds live in the wild.

21 In sentence 1, which word belongs in the blank?

- A green
- B grene
- C grine

22 In sentence 2, which word belongs in the blank?

- A colorful
- B many
- C juicy

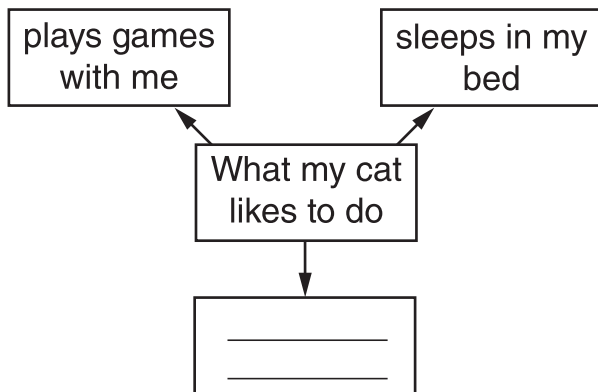
23 Read sentence 3 from the selection.

“Today, only about 30 of these birds live in the wild.”

What is the underlined word in the sentence?

- A a verb
- B a noun
- C an adjective

- 24** Alex is writing a story about what his cat likes to do. He has made this chart of things his cat does.



Choose the phrase that **BEST** completes this chart.

- A is black and white
 - B runs after birds outside
 - C was born last March
- 25** Luis wants to look up how to spell “great.” Where in the dictionary can he find the word “great”?
- A between the words “den” and “hair”
 - B between the words “bat” and “eat”
 - C between the words “rock” and “wind”

- 26** Read the following sentence.

Bianca has two dogs.

What is the underlined word in the sentence?

- A a verb
- B a noun
- C an adjective

- 27** Read the selection.

Javier went to the store.
He bought some apples.

What would be the **BEST** sentence to add to the end of the selection?

- A Javier also went to the beach.
- B He also likes oranges.
- C He took the apples home.

- 28** José wants to write a description of his grandmother. He wants to show how nice she is. Which set of words would **BEST** help him do that?

- A funny, lazy, noisy
- B gentle, friendly, calm
- C busy, strange, selfish

